

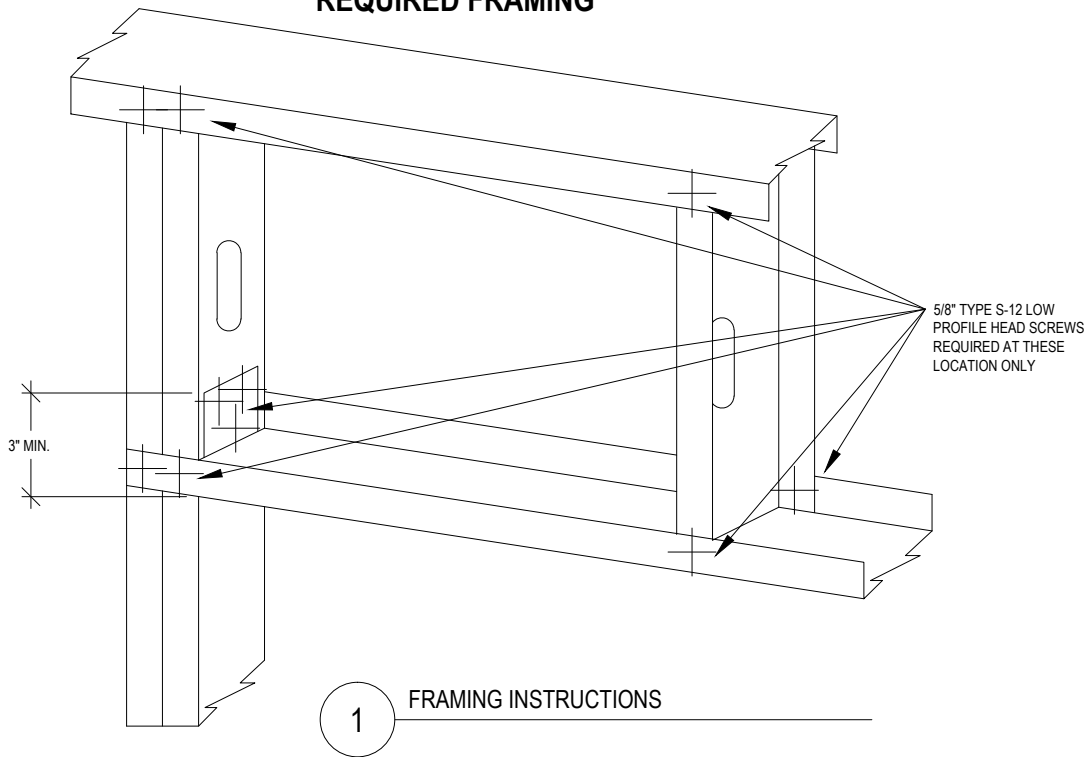
# STEEL FRAMING INSTRUCTIONS FOR SNAP-ON TRIM PROFILE

## STEEL FRAMING & INSTALLATION REQUIREMENTS ALUMINUM DOOR FRAMES

"DOOR OPENINGS SHOULD BE ROUGH FRAMED WITH STEEL STUDS AND RUNNERS. POSITION FLOOR TO CEILING HEIGHT STUDS VERTICALLY, ADJACENT TO FRAMES AND ANCHOR SECURELY TO TOP AND BOTTOM RUNNERS WITH 5/8" TYPE S-12 LOW PROFILE HEAD SCREWS. INSTALL ADDITIONAL STUDS AT JAMBS. FABRICATE SILL AND HEADER SECTIONS FROM USG 20 GAUGE STEEL RUNNERS AND INSTALL OVER LESS THAN CEILING HEIGHT DOOR FRAMES. FABRICATE FROM A SECTION OF RUNNER CUT TO LENGTH, APPROXIMATELY 6" LONGER THAN THE ROUGH OPENING. SLIT THE WEB AND BEND UP TO ALLOW ATTACHMENT TO ADJACENT VERTICAL STUDS. SECURELY ATTACH THROUGH WEB TO STUDS WITH 5/8" TYPE S-12 LOW PROFILE HEAD SCREWS. ATTACH FLANGE ONTO FACE OF JAMB STUD WITH 2 EACH 5/8" TYPE S-12 LOW PROFILE HEAD SCREWS."

- UNITED STATES GYPSUM COMPANY GYPSUM CONSTRUCTION HANDBOOK

### REQUIRED FRAMING



**Wilson Partitions**<sup>®</sup>

[www.wilsonpart.com](http://www.wilsonpart.com)

2301 E. Vernon Ave.  
Vernon, CA 90058  
866.443.7258  
323.908.5430  
323.908.5451 Fax

2221 Manana Drive  
Suite 150  
Dallas, TX 75220  
203.316.8033  
203.316.0019 Fax

60 Bonner Street  
Stamford, CT 06902  
203.316.8033  
203.316.0019 Fax

Date:

Sheet:

1

Revised:

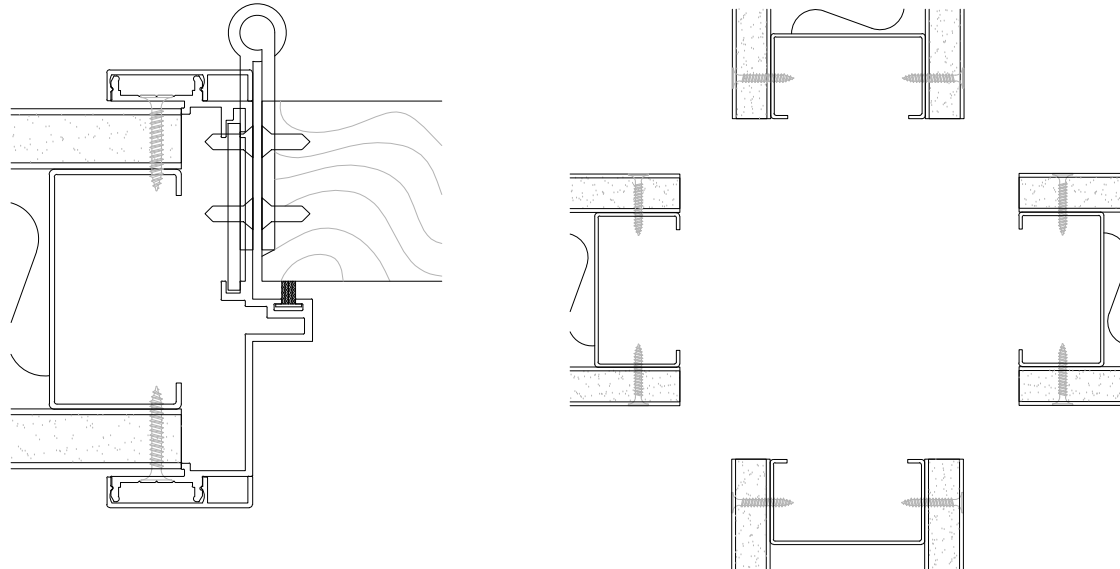
## GENERAL FRAMING INSTRUCTIONS FOR SNAP-ON TRIM PROFILE

THE WILSON SNAP-ON TRIM PROFILE FRAMES ARE DESIGNED TO FIT OVER CONVENTIONAL DRYWALL CONSTRUCTION.

CARE SHOULD BE TAKEN BY THE DRYWALL INSTALLER TO KEEP THE SPECIFIED WALL THICKNESS AS CLOSE TO NOMINAL AS POSSIBLE, AND NEVER MORE THAN 1/8" THICKER THAN NOMINAL. WALLS GREATER THAN NOMINAL MAY CAUSE TRIM TO NOT FIT PROPERLY AND GAPING AT JOINTS.

BEFORE INSTALLING FRAMES, MAKE SURE THAT THE ROUGH OPENINGS ARE THE PROPER SIZE AND THAT THE WALL THICKNESS IS WITHIN 1/8" OF NOMINAL.

### DRYWALL CONSTRUCTION



- ALL STUDS SHOULD BE REVERSED SO THAT THE OPEN END OF THE STUDS ARE FACING IN TOWARDS THE OPENING.
- THE EDGE OF THE STUDS SHOULD BE FLUSH WITH THE EDGE OF THE DRYWALL AND CARE SHOULD BE TAKEN TO MAKE SURE THAT THE DRYWALL IS SQUARE AND PLUMB.
- LOW PROFILE HEAD SCREWS ARE REQUIRED WHEN ATTACHING THE STUDS AND STUD TRACK. CARE MUST BE TAKEN TO MAKE SURE THAT THE DRYWALL DOES NOT FLARE AT THE CORNER CONDITIONS, AND THAT THE DRYWALL IS SQUARE AND PLUMB.

2

FRAMING INSTRUCTIONS



**Wilson Partitions**<sup>®</sup>

[www.wilsonpart.com](http://www.wilsonpart.com)

2301 E. Vernon Ave.  
Vernon, CA 90058  
866.443.7258  
323.908.5430  
323.908.5451 Fax

2221 Manana Drive  
Suite 150  
Dallas, TX 75220  
203.316.8033  
203.316.0019 Fax

60 Bonner Street  
Stamford, CT 06902  
203.316.8033  
203.316.0019 Fax




Date:

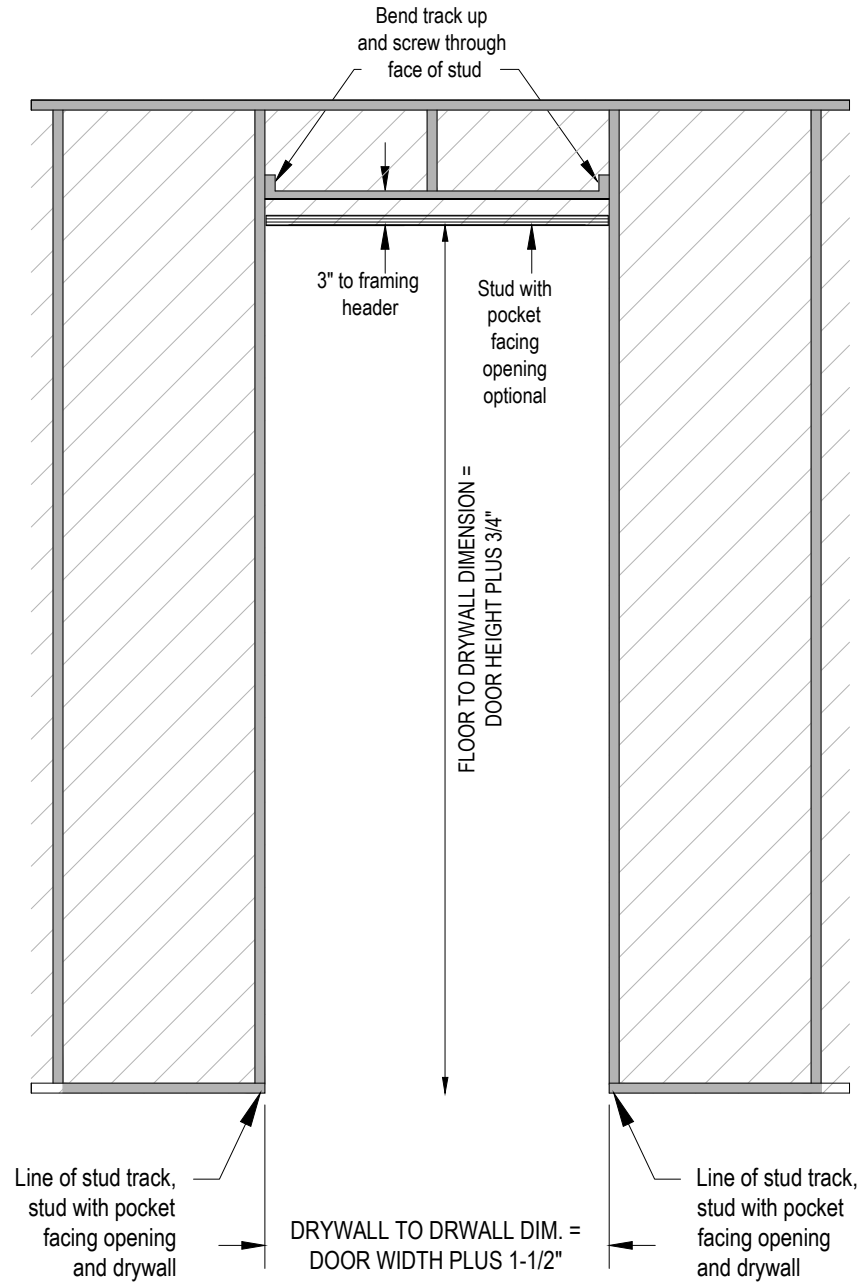
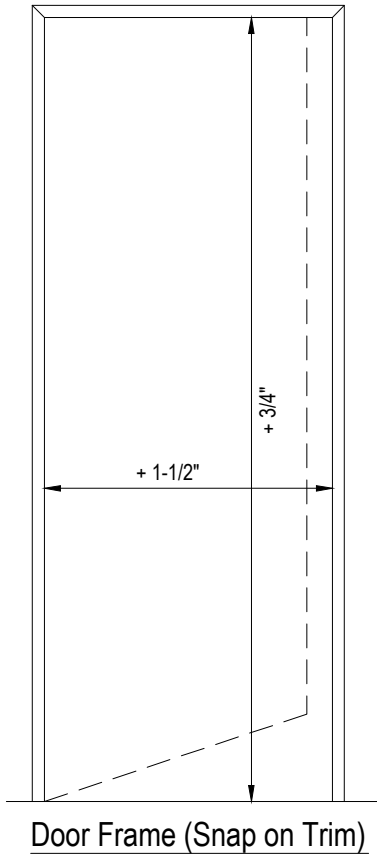
Sheet:

2

Revised:

# Drywall Framing Instructions

-  FRAMING
-  DRYWALL
-  OPTIONAL STUD






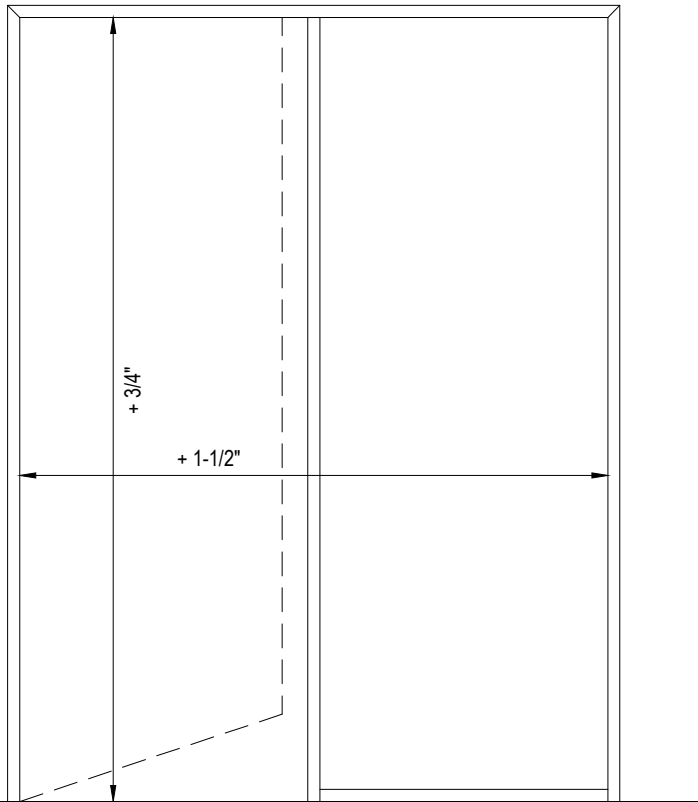

**Wilson Partitions**<sup>®</sup>  
www.wilsonpart.com

2301 E. Vernon Ave. Vernon, CA 90058 866.443.7258 323.908.5430 323.908.5451 Fax	2221 Manana Drive Suite 150 Dallas, TX 75220 203.316.8033 203.316.0019 Fax	60 Bonner Street Stamford, CT 06902 203.316.8033 203.316.0019 Fax
---	--	--

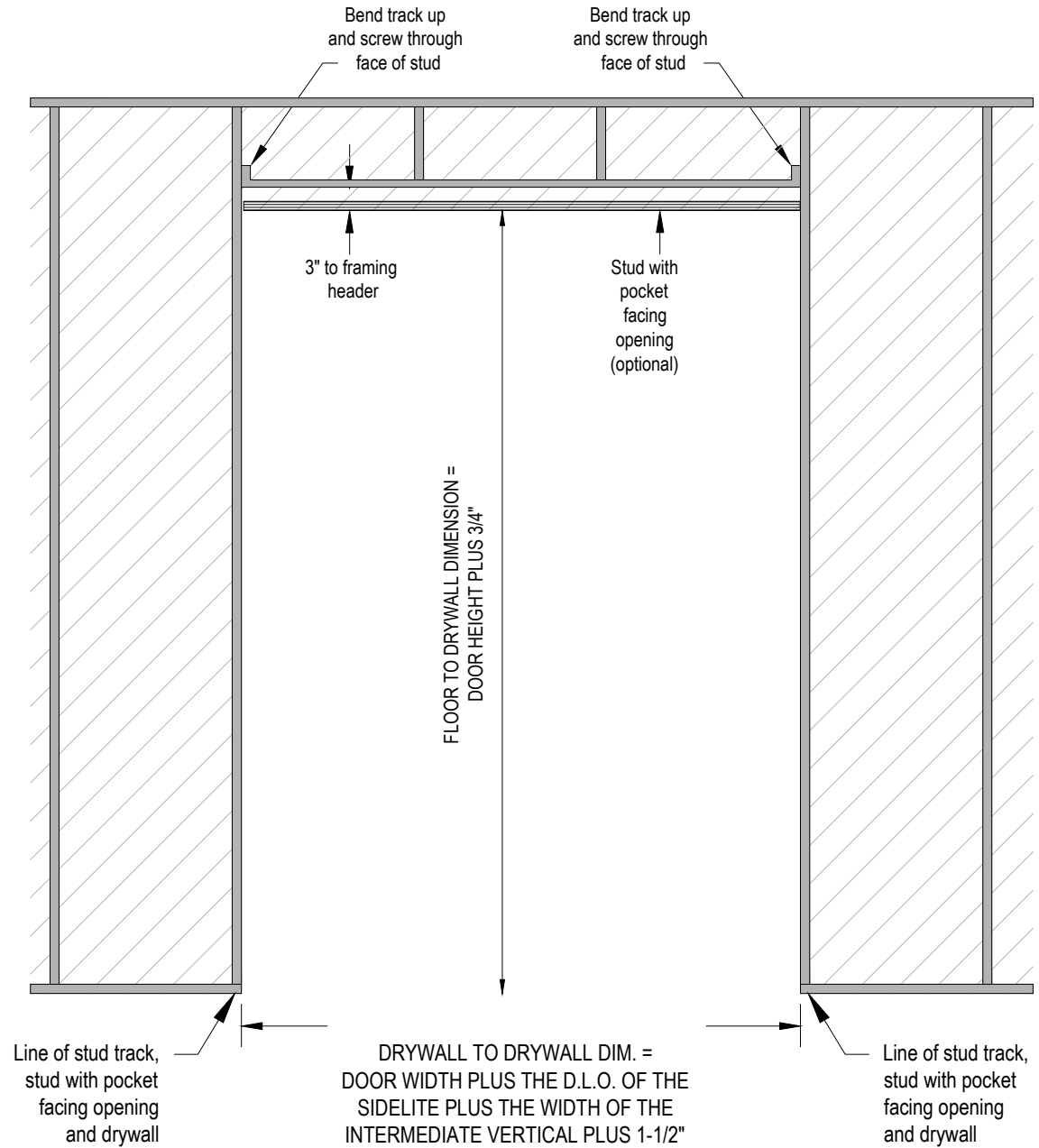
Date:	Sheet: F1
Revised:	

# Drywall Framing Instructions

-  FRAMING
-  DRYWALL
-  OPTIONAL STUD



Door Frame & Sidelite (Snap on Trim)






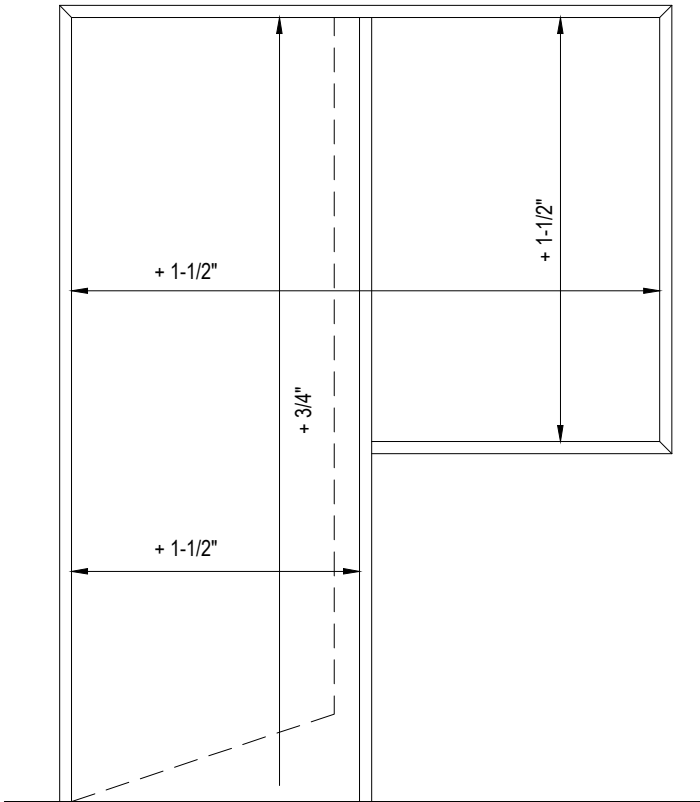

**Wilson Partitions**<sup>®</sup>  
www.wilsonpart.com

2301 E. Vernon Ave. Vernon, CA 90058 866.443.7258 323.908.5430 323.908.5451 Fax	2221 Manana Drive Suite 150 Dallas, TX 75220 203.316.8033 203.316.0019 Fax	60 Bonner Street Stamford, CT 06902 203.316.8033 203.316.0019 Fax
---	--	--

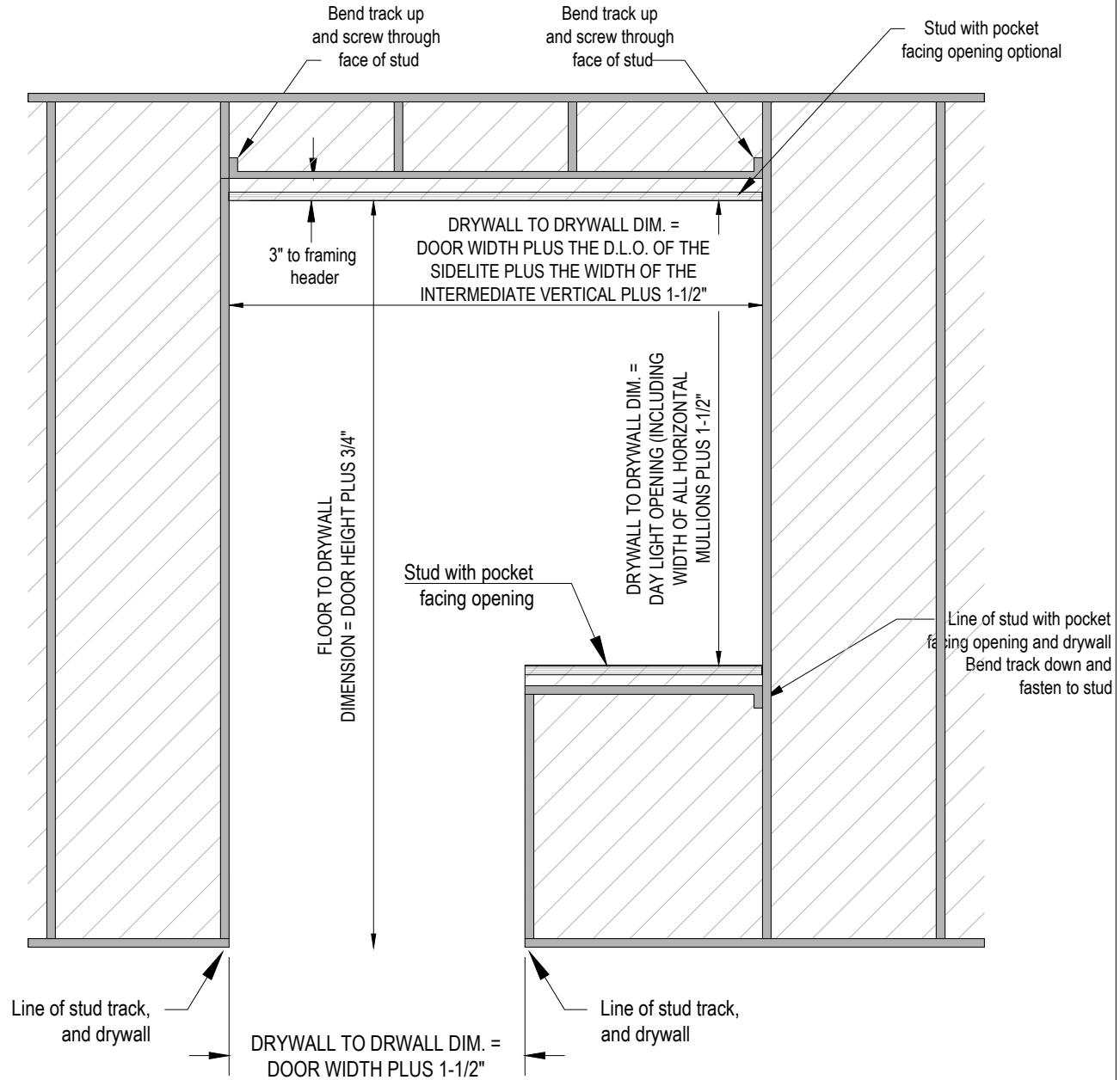
Date:	Sheet: F2
Revised:	

# Drywall Framing Instructions

-  FRAMING
-  DRYWALL
-  OPTIONAL STUD



Door Frame & Partial Sidelight (Snap on Trim)



**Wilson Partitions**®

www.wilsonpart.com

2301 E. Vernon Ave.  
Vernon, CA 90058  
866.443.7258  
323.908.5430  
323.908.5451 Fax

2221 Manana Drive  
Suite 150  
Dallas, TX 75220  
203.316.8033  
203.316.0019 Fax

60 Bonner Street  
Stamford, CT 06902  
203.316.8033  
203.316.0019 Fax




Date:

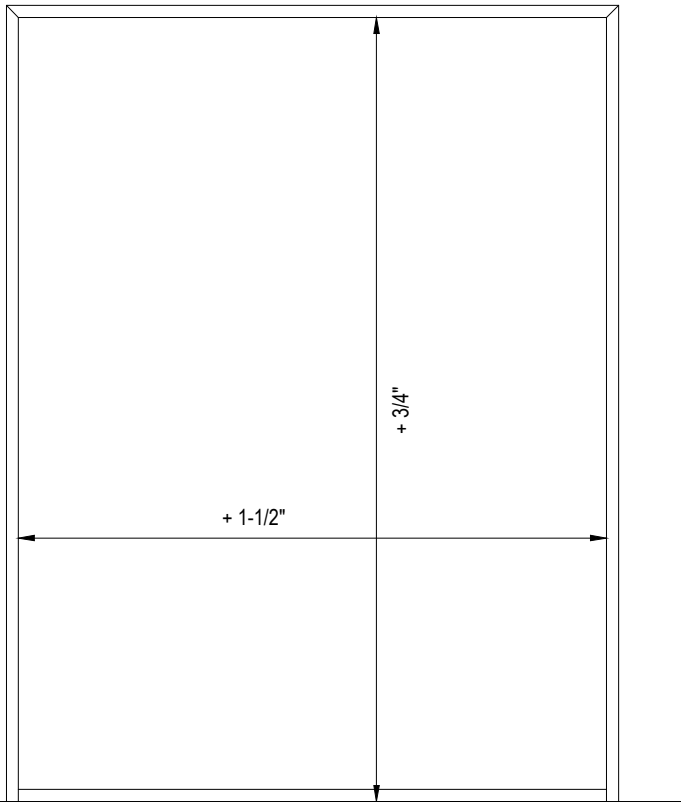
Revised:

Sheet:

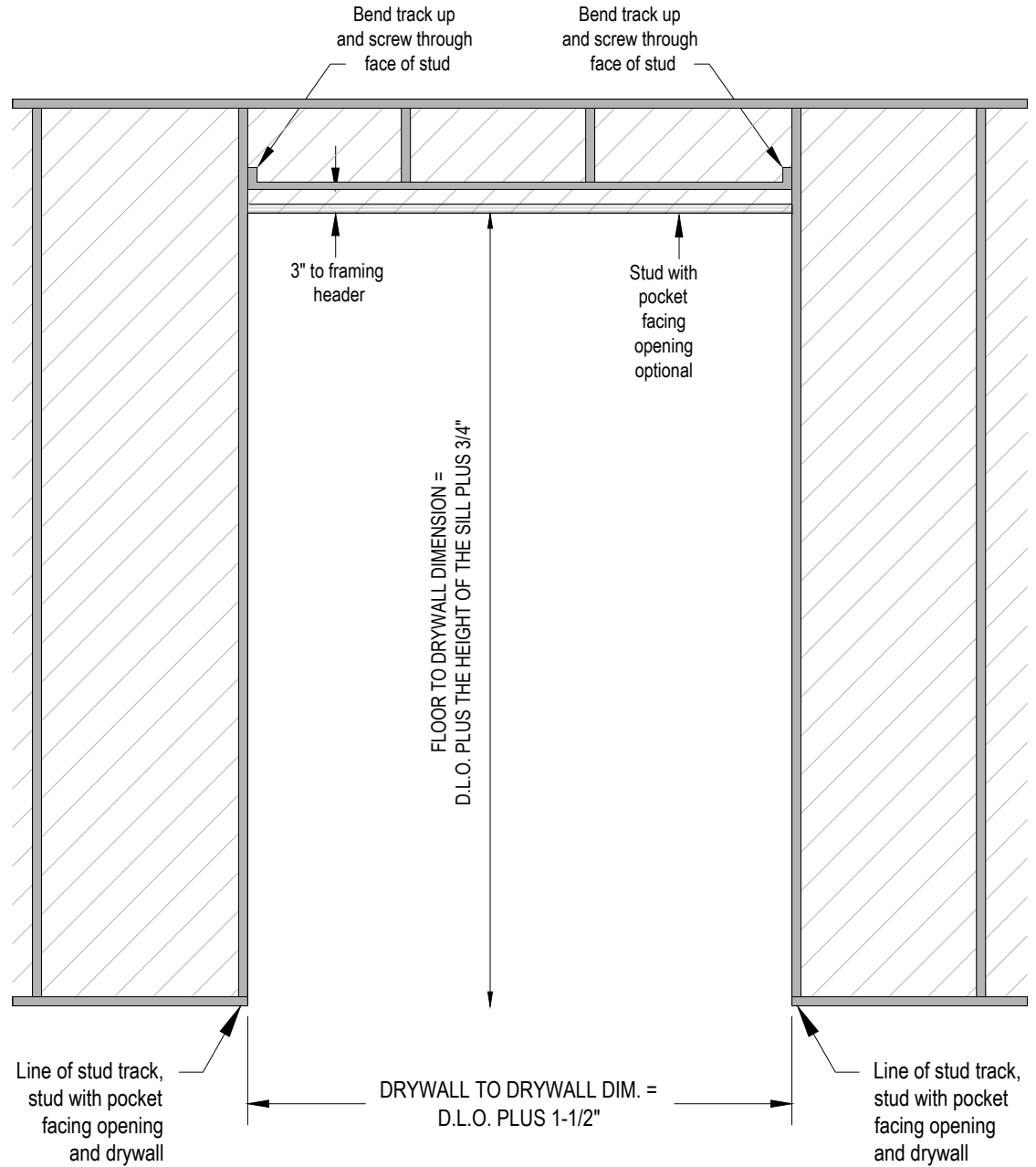
F3

# Drywall Framing Instructions

-  FRAMING
-  DRYWALL
-  OPTIONAL STUD



Full Height Window (Snap on Trim)



**Wilson Partitions**®

[www.wilsonpart.com](http://www.wilsonpart.com)

2301 E. Vernon Ave.  
Vernon, CA 90058  
866.443.7258  
323.908.5430  
323.908.5451 Fax

2221 Manana Drive  
Suite 150  
Dallas, TX 75220  
203.316.8033  
203.316.0019 Fax

60 Bonner Street  
Stamford, CT 06902  
203.316.8033  
203.316.0019 Fax




Date:

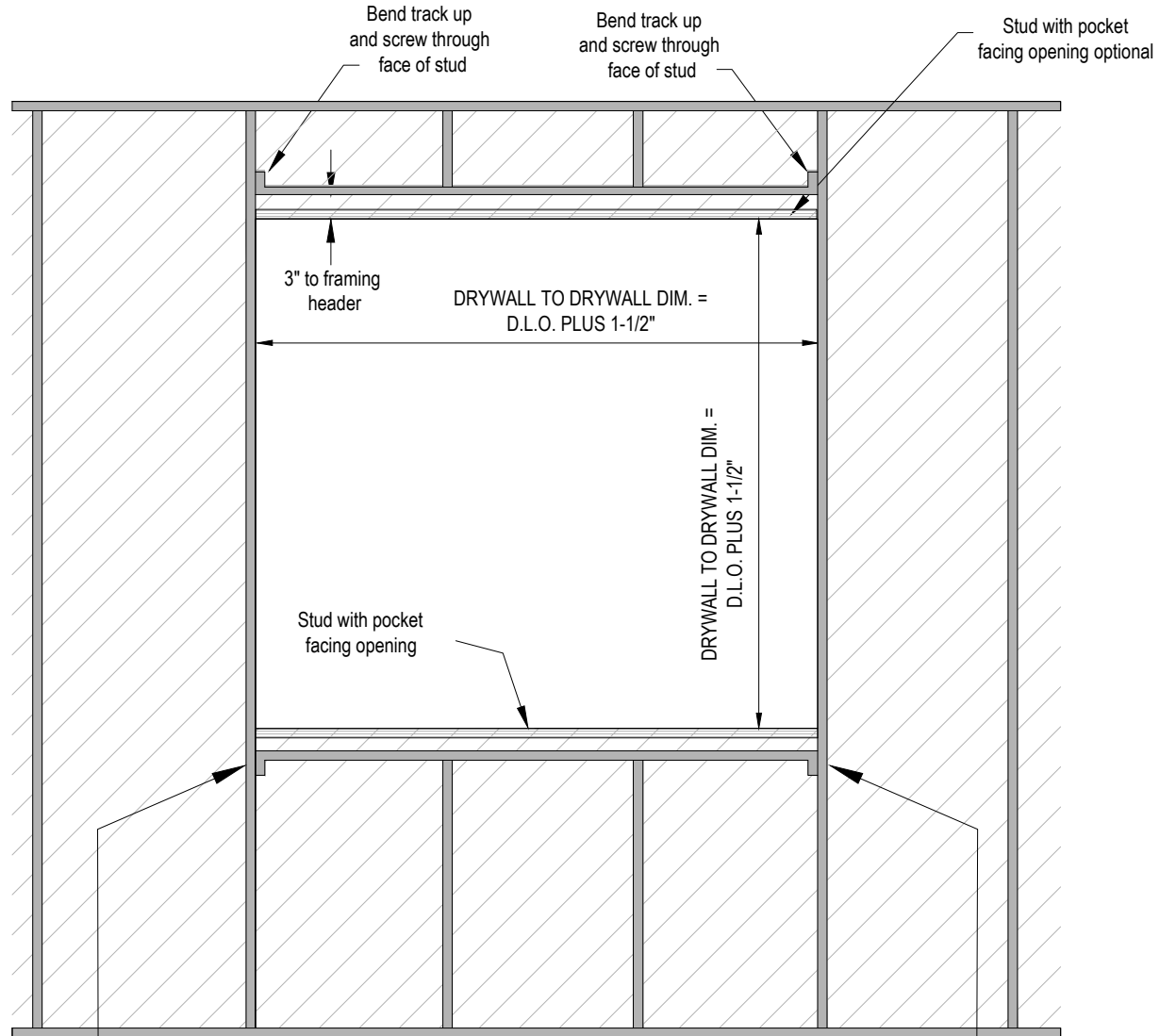
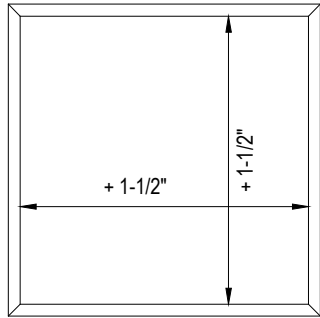
Revised:

Sheet:

F4

# Drywall Framing Instructions

-  FRAMING
-  DRYWALL
-  OPTIONAL STUD



Partial Height Window (Snap on Trim)

Line of stud with pocket facing opening and drywall  
Bend track down and fasten to stud

Line of stud with pocket facing opening and drywall  
Bend track down and fasten to stud



**Wilson Partitions**<sup>®</sup>

[www.wilsonpart.com](http://www.wilsonpart.com)

2301 E. Vernon Ave.  
Vernon, CA 90058  
866.443.7258  
323.908.5430  
323.908.5451 Fax

2221 Manana Drive  
Suite 150  
Dallas, TX 75220  
203.316.8033  
203.316.0019 Fax

60 Bonner Street  
Stamford, CT 06902  
203.316.8033  
203.316.0019 Fax

Date:

Revised:

Sheet:  
F5